

VGEDILE..., RCDIL...

Moeller HPL0211-2007/2008

http://catalog.moeller.net

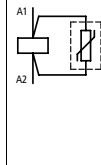
Actuating voltage	Contact sequence	For use with contactor relays	Part no. Article no.	Price see price list	Std. pack	Note concerning the product
U_s V AC						

Suppressors**Varistor suppressor**

24 – 48

110 – 250

380 – 415



DILE...

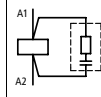
VGDILE48
010320**VGDILE250**
010336**VGDILE415**
010463

10 off

For AC-operated contactors 50 – 60 Hz.
DC operated contactors have an integrated suppressor.
Note drop-out delay**RC suppressor**

24 – 48

110 – 250



DILE...

RCDILE48
044264**RCDILE250**
046320

10 off

10 off

For AC-operated contactors 50 – 60 Hz.
Note drop-out delay

For use with

Part no. Article no.

Price see price list

Std. pack

Notes

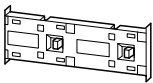
Spacers

For mechanical connection of contactor, relays and timing relays in combinations

DILE...
DILET...**VODILE**
026634

50 off

0 mm distance between relays

Mechanical interlock

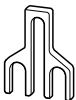
DILE...

MVDILE
010113

5 off

With contactors with the same or different magnet system the distance between contactors 0 mm, mechanical lifespan 2.5×10^6 operations, additional auxiliary contact modules can be fitted.**Paralleling link**

For auxiliary contacts

DILE...
...DILE**BT480**
052785

100 off

Not protected against direct contact in accordance with IEC 536

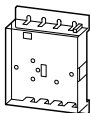
Blade terminal to DIN 46244For contacts and coil connections
 $1 \times 6.3 \times 0.8/2 \times 2.8 \times 0.8$ mmDILEM, DILM17 – DILM1000
DILE...
DILET...
M22-K...**BT483**
059904

100 off

Use insulated ferrules to DIN 46245.

Sealable shrouds

transparent

DILE...
DILET...**HDILE**
010482

1 off

For latching on the contactor. For use open or in the service distribution board.
Degree of protection: IP40 front