



Function: Key withdrawable in position

 = spring-return
 = stay-put


Front ring: titanium
Part no.
Article no.

Std. pack

Front ring: black
Part no.
Article no.








Std. pack

Key-operated actuator for individual lock mechanisms, IP66.







- ATEX  → Engineering
- Front ring gold-plated, → page 2/37
- Not suitable for master key systems
- With 1 key
- Convertible stay-put-/spring-return function and key withdrawability, → page 2/15



2 positions

Lock mechanism MS1	 40°	0		M22-WS 216881	1 off	M22S-WS 216882	1 off
	 60°	0	I	M22-WRS 216887	5 off	M22S-WRS 216889	5 off
	 60°	0	I	M22-WRS-GVP 216888	25 off		
	 60°	0		M22-WRS-A1 229092	5 off	M22S-WRS-A1 229093	5 off
Lock mechanism MS2 ... MS20 (Insert lock mechanism number in the type designation) ¹⁾	 40°	0		M22-WS-MS* 216883	1 off	M22S-WS-MS* 216884	1 off
	 60°	0	I	M22-WRS-MS* 216890	1 off	M22S-WRS-MS* 216891	1 off
	 60°	0		M22-WRS-MS*-A1 217440	5 off	M22S-WRS-MS*-A1 217441	5 off

3 positions (with plunger bridge) → Engineering

Lock mechanism MS1	40°  40°	0		M22-WS3 216894	1 off	M22S-WS3 216895	1 off
	60°  60°	0	II	M22-WRS3 216900	5 off	M22S-WRS3 216901	5 off
	60°  60°	0	II	M22-WRS3-GVP 216902	25 off		
		Selectable ²⁾		M22-WRS3-A* 229094	5 off	M22S-WRS3-A* 229095	5 off
Lock mechanism MS2 ... MS20 (Insert lock mechanism number in the type designation) ¹⁾	Selectable ²⁾	Selectable ²⁾		M22-WRS3-MS*-A* 217442	5 off	M22S-WRS3-MS*-A* 217443	5 off
	40°  40°	0		M22-WS3-MS* 216896	1 off	M22S-WS3-MS* 216897	1 off
	60°  60°	I	0 II	M22-WRS3-MS* 216903	1 off	M22S-WRS3-MS* 216904	1 off

2 or 3 positions

Lock mechanism MS2 ... MS20 (Insert lock mechanism number in the type designation)	Selectable ³⁾	Selectable ³⁾		M22-WRS*-MS*-* 262521	1 off		
------------------------------------------------------------------------------------	--------------------------	--------------------------	--	---------------------------------	-------	--	--

Individual key

Spare key for AUTO-OFF/RESET-HAND switch











For MS1 lock mechanism				M22-ES-MS1 216416	5 off		
For lock mechanism MS2 – MS20				M22-ES-MS* 216417	1 off		

Notes

¹⁾For delivery please enquire

²⁾Example: M22(S)-WRS3-MS*-A*

MS*: * = MS1 ... MS20 (number of individual lock mechanism)

- A*:
- * = 1, function , withdrawable in switch position 0
 - * = 2, function , withdrawable in switch position I, 0
 - * = 3, function , withdrawable in switch position 0, II
 - * = 4, function , withdrawable in switch position I, 0
 - * = 5, function , withdrawable in switch position 0
 - * = 6, function , withdrawable in switch position 0, II
 - * = 7, function , withdrawable in switch position 0
 - * = 10, function , withdrawable in switch position I, II

³⁾Example: M22(S)-WRS*-MS*-*

WRS*: * = 2 or 3 positions (function and key withdrawability as M22-WRS or M22-WRS3)

MS*: * = * = MS1 ... MS20 (number of individual lock mechanism)

-*: * = Customised inscription using Labeleditor; For * enter the automatically generated file name (→ Engineering) or "blank" if no inscription required