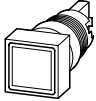
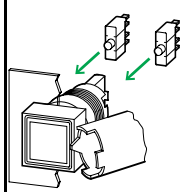


























RMQ16 control circuit devices



		Square style Front dimensions:				
		18 × 18 mm	25 × 25 mm			
	Colour of button plate	Part no. Article no.	Part no. Article no.	Price see price list	Std. pack	Notes
Pushbutton actuators, IP65						
	Springreturn				10 off	
		Q18D-11 086332	Q25D-11 090471			
		Q18D-10 086299	Q25D-10 090421			
		Q18D-20 054041	Q25D-20 054038			
		Q18D-19 054040	Q25D-19 054039			
		Q18D-SW 086788	Q25D-SW 087230			
		Q18D-WS 086752	Q25D-WS 086808			
		Q18D-GN 086450	Q25D-GN 086409			
		Q18D-RT 086713	Q25D-RT 086444			
		Q18D-GE 086417	Q25D-GE 086343			
		Q18D-BL 086384	Q25D-BL 086328			
Without	Q18D-X 093623	Q25D-X 093624				
Stayput						
		Q18DR-SW 086269	Q25DR-SW 088739		10 off	
		Q18DR-WS 086243	Q25DR-WS 088701			
		Q18DR-GN 086176	Q25DR-GN 088531			
		Q18DR-RT 086209	Q25DR-RT 088627			
		Q18DR-GE 090482	Q25DR-GE 088404			
		Q18DR-BL 090241	Q25DR-BL 088110			
	Without	Q18DR-X 093625	Q25DR-X 093626			

Accessories
 Assembly aid and accessories → 2/56
 Contact elements
 N/C contact → 2/44
 N/O contact → 2/44

Contacts	Contact sequence	Contact diagram	Colour	Part no. Article no.	Price see price list	Std. pack
N/O = normally open contact, N/C = normally closed contact ⊕ = positive opening safety function according to IEC/EN 60947-5-1						
Contact elements						
Admissible operational voltage: 5 – 250 V						
 1 N/O		 0 2.2 3.7 mm		E10 090351		50 off
1 N/C ⊕		 0 1 3.7 mm		E01 090401		50 off

Notes
 1) The graphic symbol has the following meaning:

 x = sequence number on front element
 y = function number on contact element