

PKZ2/ZM

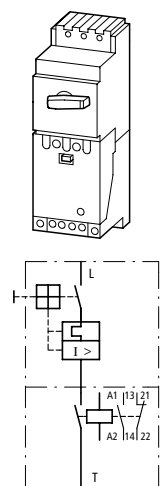
Moeller HPL0211-2007/2008

http://catalog.moeller.net

Max. motor rating					Rated uninterrupted current	Setting range	
AC-3						Overload releases	Short-circuit releases
220 V	380 V	440 V	500 V	660 V	$I_r$	$I_m$	
230 V	400 V			690 V			
240 V	415 V				A	A	
P	P	P	P	P			
kW	kW	kW	kW	kW	A	A	

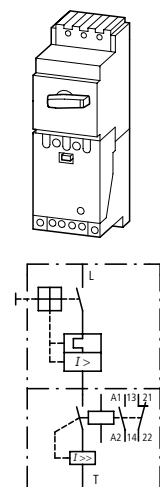
Compact starters, Type 1" coordination

0.12	0.25	0.25	0.37	0.55	1	0.6...1	8...14
0.25	0.55	0.55	0.75	1.1	1.6	1...1.6	14...22
0.37	0.75	1.1	1.1	1.5	2.4	1.6...2.4	20...35
0.75	1.5	1.5	2.2	3	4	2.4...4	35...55
1.1	2.2	3	3	4	6	4...6	50...80
2.2	4	4	5.5	7.5	10	6...10	80...140
4	7.5	9	9	12.5	16	10...16	130...220
5.5	12.5	12.5	15	22	25	16...25	200...350
7.5	15	17.5	22	22	32	24...32	275...425
11	18.5	22	24	30	36	32...40	350...500



High-capacity compact starters, Type 2" coordination

0.12	0.25	0.25	0.37	0.55	1	0.6...1	8...14
0.25	0.55	0.55	0.75	1.1	1.6	1...1.6	14...22
0.37	0.75	1.1	1.1	1.5	2.4	1.6...2.4	20...35
0.75	1.5	1.5	2.2	3	4	2.4...4	35...55
1.1	2.2	3	3	4	6	4...6	50...80
2.2	4	4	5.5	7.5	10	6...10	80...140
4	7.5	9	9	12.5	16	10...16	130...220
5.5	12.5	12.5	15	22	25	16...25	200...350
7.5	15	17.5	22	22	32	24...32	275...425
11	18.5	22	24	30	36	32...40	350...500



PKZ2/ZM

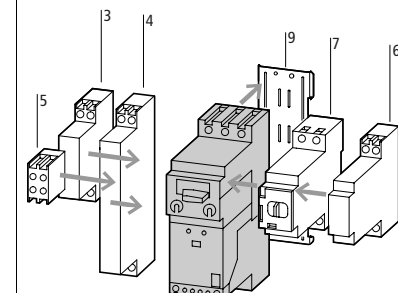
http://catalog.moeller.net

Moeller HPL0211-2007/2008

Part no. Article no.	Price see price list	Std. pack	Notes	Notes
----------------------	----------------------	-----------	-------	-------

PKZ2/ZM-1/SE1A/11(230V50HZ,240V60 063364		1 off	1 M/1 B auxiliary contact built into the contact module	
PKZ2/ZM-1,6/SE1A/11(230V50HZ,240V 063372				
PKZ2/ZM-2,4/SE1A/11(230V50HZ,240V 063382				
PKZ2/ZM-4/SE1A/11(230V50HZ,240V60 063392				
PKZ2/ZM-6/SE1A/11(230V50HZ,240V60 063402				
PKZ2/ZM-10/SE1A/11(230V50HZ,240V6 063412				
PKZ2/ZM-16/SE1A/11(230V50HZ,240V6 063422				
PKZ2/ZM-25/SE1A/11(230V50HZ,240V6 063432				
PKZ2/ZM-32/SE1A/11(230V50HZ,240V6 063442				
PKZ2/ZM-40/SE1A/11(230V50HZ,240V6 063452				

PKZ2/ZM-1/S(230V50HZ,240V60HZ) 063472		1 off	Rated short-circuit current $I_q = 100 \text{ kA/400 V}$ High-capacity contact module has built-in auxiliary contacts: 1 M/1 B	
PKZ2/ZM-1,6/S(230V50HZ,240V60HZ) 063482				
PKZ2/ZM-2,4/S(230V50HZ,240V60HZ) 063492				
PKZ2/ZM-4/S(230V50HZ,240V60HZ) 063502				
PKZ2/ZM-6/S(230V50HZ,240V60HZ) 063512				
PKZ2/ZM-10/S(230V50HZ,240V60HZ) 063522				
PKZ2/ZM-16/S(230V50HZ,240V60HZ) 063532				
PKZ2/ZM-25/S(230V50HZ,240V60HZ) 063542				
PKZ2/ZM-32/S(230V50HZ,240V60HZ) 063552				
PKZ2/ZM-40/S(230V50HZ,240V60HZ) 063562				



Accessories	Page
3 Standard auxiliary contact	→ 8/35
4 Standard auxiliary contact	→ 8/35
5 Trip-indicating auxiliary contact	→ 8/35
6 Shunt release, undervoltage release	→ 8/37
7 Remote operators	→ 8/39
9 Clip plate	→ 8/44
Other accessories	→ 8/33
Further actuating voltages	→ 8/45
Manual	→ 8/44

Single-phasing sensitivity to IEC/EN 60947-4-1, VDE 0660 Part 102  
Supplied fitted to C-PKZ2 clip plate, can be snap fitted to one or two IEC/EN 60715 top-hat rails, height 15 mm

Overload release, adjustable  $I_r = 0.6 - 1.0 \times I_n$   
Adjustable short-circuit release  $I_m = 8.5 - 14 \times I_n$  set ex-works to  $12 \times I_n$

PTB 02 ATEX 3152  
Observe manual.

PKZ2 motor-protective circuit-breaker

PKZ2 motor-protective circuit-breaker

