
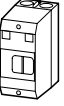


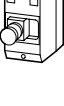
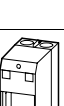
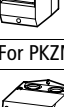
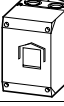


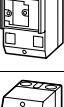


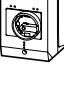





| | Protection type | For use with | Part no. Article no. | Price see price list | Std. pack | |
|-------------------------------------------------------------------------------------|----------------------------------------------------------------------------------------------------|------------------------------------------------------------------------------------|---------------------------------|-------------------------|-----------|------------------------------------------------------------------------------------------------------------------------------------------------------------------------------------------------------------|
| Insulated enclosures for surface mounting | | | | | | |
| For PKZM01 motor-protective circuit-breakers | | | | | | |
|  | IP40 | PKZM01+NHI-E or VHI-PKZ01+U or A or NHI+L (2 off) | CI-PKZ01 281403 | | 1 off | Integrated terminal for PE(N) connection, two M25 cable entry knockouts at top and at bottom. |
|  | With actuation membrane IP65 | | CI-PKZ01-G 281404 | | | |
|  | Lockable in off position | PKZM01+NHI-E or +U or A (undervoltage or shunt release)+L (2 off) | CI-PKZ01-SVB 281405 | | | |
|  | Lockable in off position in combination with VHI-PKZ01 | | CI-PKZ01-SVB-V 281944 | | 1 off | |
|  | With emergency-stop push button actuator, stay-put | | CI-PKZ01-PVT 281406 | | 1 off | |
|  | With emergency-stop push button actuator, release with key | | CI-PKZ01-PVS 281407 | | | |
|  | For extension of CI/E-PKZ01-X... unit | as unit PKZM01 | CI-PKZ01-X 289934 | | 1 off | Integrated terminal for PE(N) connection, two M25 cable entry knockouts at top and at bottom. |
| For PKZM0 motor-protective circuit-breakers | | | | | | |
|  | Cover with aperture dimensioned to accommodate front of breaker. IP40, when mounted turned through | PKZM0-...+NHI or AGM +U or A (undervoltage or shunt release)+NHI-E +L-PKZ0 (2 off) | CI-K2-PKZ0 219653 | | 1 off | M25 metric cable entry knockout, top and bottom Push-through cable entry diaphragm top, bottom, in the back plate and for control cable entry. CI-K2 insulated enclosure includes N and PE terminal. |
|  | With black/grey rotary handle | | CI-K2-PKZ0-G 219654 | | | |
|  | With red/yellow rotary handle for use as emergency-stop switches to IEC/EN 60204 | | CI-K2-PKZ0-GR 219655 | | | |
|  | Cover with aperture dimensioned to accommodate front of breaker | IP40 PKZM0-...+NHI or U or A +L-PKZ0 (2 off) | CI-PKZ0-M 267083 | | | Integrated terminal for PE(N) connection, two M25 cable entry knockouts at top and at bottom. |
|  | With black/grey rotary handle | IP55 PKZM0-...+NHI-E +NHI or U or A +L-PKZ0 (2 off) | CI-PKZ0-GM 260089 | | 1 off | |
|  | With red/yellow rotary handle for use as emergency-stop switches to IEC/EN 60204 | | CI-PKZ0-GRM 260104 | | | |
| For PKZM0 motor-protective circuit-breakers with early-make VHI auxiliary contacts | | | | | | |
|  | With black/grey rotary handle | IP65 +NHI or AGM +U or A +L-PKZ0 (2 off) | CI-K2-PKZ0-GV 219657 | | 1 off | M25 metric cable entry knockout, top and bottom Push-through cable entry diaphragm top, bottom, in the back plate and for control cable entry. CI-K2 insulated enclosure includes N and PE terminal. |
|  | With red/yellow rotary handle for use as emergency-stop switches to IEC/EN 60204 | | CI-K2-PKZ0-GRV 219656 | | | |
|  | With black/grey rotary handle | IP55 PKZM0-... and VHI +U or A (undervoltage or shunt release)+L-PKZ0 (2 off) | CI-PKZ0-GVM 263526 | | 1 off | Integrated terminal for PE(N) connection, two M25 cable entry knockouts at top and at bottom. |
|  | With red/yellow rotary handle for use as emergency-stop switches to IEC/EN 60204 | | CI-PKZ0-GRVM 263525 | | | |