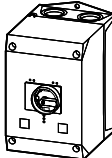












	Protection type	For use with	Part no. Article no.	Price see price list	Std. pack	
For PKZM4 motor-protective circuit-breakers						
	With black/grey rotary handle	IP65	+VHI or NHI-E	CI-K4-PKZ4-G 225524	1 off	Metric knockout: top and bottom: M25/M32 in the back plate: M25/M32 Control cable entry: M20 CI-K4 insulated enclosure including insulated PE terminal
	With red/yellow rotary handle for use as Emergency-Stop switches to IEC/EN 60204	IP65	+NHI or AGM +U or A +L-PKZ0 (2 off)	CI-K4-PKZ4-GR 225525	1 off	
Insulated enclosures for flush mounting						
For PKZM01 motor-protective circuit-breakers						
		Front IP40	PKZM01 + NHI or U or A +NHI-E or VHI +L (2 off)	E-PKZ01 281633	1 off	Integrated terminal for PE(N) connection.
	With actuation membrane	Front IP65		E-PKZ01-G 281634		
	Lockable in off position		PKZM01 +U or A +L (2 off)	E-PKZ01-SVB 281635		
	Lockable in off position in combination with VHI-PKZ01		PKZM01 +U or A +NHI-E or VHI +L (2 off)	E-PKZ01-SVB-V 281943		
	With Emergency-Stop push button actuator, stay-put		PKZM01 +NHI-E or VHI-PKZ01 +U or A +L (2 off)	E-PKZ01-PVT 281636		
	With Emergency-Stop push button actuator, release with key			E-PKZ01-PVS 281637		
	For extension of CI/E-PKZ01-X... units	as unit	PKZM01	E-PKZ01-X 289935		
For PKZM0 motor-protective circuit-breakers						
	Cover with aperture dimensioned to accommodate front of breaker	Front IP40	PKZM0-... +NHI or U or A +L-PKZ0 (2 off)	E-PKZ0 072906	1 off	Integrated terminal for PE(N) connection.
	With black/grey rotary handle	Front IP55	PKZM0-... +NHI or U or A +NHI-E +L-PKZ0 (2 off)	E-PKZ0-G 072907		
	With red-yellow rotary knob, for use as EMERGENCY STOP switch in accordance with EN 60204			E-PKZ0-GR 072908		

Motor-protective circuit-breakers
PKZM01, PKZM0, PKZM4

