
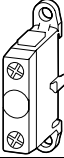
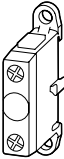







	Protection type	For use with	Part no. Article no.	Price see price list	Std. pack
<b>Insulated enclosures for surface mounting</b>					
Padlocking feature For up to 3 padlocks with 3 – 6 mm hasp thickness, for use as main switch to IEC/EN 60204					
	Lockable in the 0-position of the PKZM0 or PKZM4 motor-protective circuit-breaker.	CI-K2-PKZ0-G(R)(V) CI-PKZ0-G(R)(V)M	<b>SVB-PKZ0-CI</b> 035129		3 off
		CI-K4-PKZ4-G(R)	<b>SVB-PKZ4-CI</b> 225526		1 off
		E-PKZ0-G(R)	<b>SVB-PKZ0-E</b> 035127		3 off
<b>Neutral terminal</b> For connection of a 5th conductor					
	Flexible, 1 – 4 mm <sup>2</sup>	CI-K2-PKZ0-...	<b>K-CI-K1/2</b> 207451		20 off
	63 A, flexible, 6 – 16 mm <sup>2</sup>	CI-K4-PKZ4-G(R)	<b>K25/1</b> 096200		10 off
		E-PKZ0(-G)(-GR) E-PKZ01(-G)	<b>N-PKZ0</b> 082160		20 off
<b>Units for insulated enclosures for PKZ01</b>					
Can be combined with CI-PKZ01-X and E-PKZ01-X.					
	With operating membrane	Front IP65	PKZM01+NHI-E or VHI-PKZ01+U or A or NHI+L (2 off)	<b>CI/E-PKZ01-XG</b> 289936	1 off
	Can be locked in 0 position		PKZM01+NHI-E+U or A+L (2 off)	<b>CI/E-PKZ01-XSVB</b> 289939	
	Lockable in off position in combination with VHI-PKZ01		PKZM01VHI-PKZ01+U or A+L (2 off)	<b>CI/E-PKZ01-XSVB-V</b> 289980	
	With Emergency-Stop mushroom-headed pushbutton, stay-put		PKZM01+NHI-E or VHI-PKZ01+U or A+L (2 off)	<b>CI/E-PKZ01-XPVT</b> 289937	
	With EMERGENCY STOP mushroom-headed pushbutton, with key-release		PKZM01+NHI-E or VHI-PKZ01+U or A+L (2 off)	<b>CI/E-PKZ01-XPVS</b> 289938	