


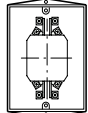

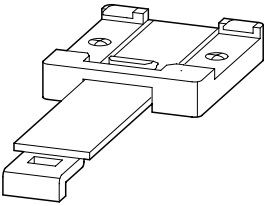
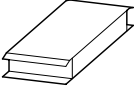

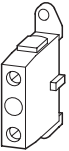


	For use with	Part no. Article no.	Price see price list	Std. pack	Notes	
IP65 insulated enclosures						
 totally insulated						
Enclosures designed for metric cable glands to EN 50262						
	1 – 2 contact units	With push-through cable entry diaphragm.	T0-.../XZ	CI-K1-T0-2 207435	1 off	Cable sizes which may be pushed through the diaphragm Main-/control current 12 mm/– 16 mm/8 mm 1 contact unit = 2 contacts
	3 - 4 contact units		T0-.../XZ	CI-K1-T0-4 207436	1 off	
	1 – 2 contact units		T3-.../XZ	CI-K2-T3-2 207437	1 off	
	5 contact units		T3-.../Z	CI-K2-T3-5 207438	1 off	
	3 - 4 contact units		T3-.../XZ	CI-K2-T3-4 225325	1 off	
	1 – 2 contact units	With metric knock-outs	T0-.../XZ	CI-K1H-T0-2 105854	1 off	
	3 - 4 contact units		T0-.../XZ	CI-K1H-T0-4 105855	1 off	
	1 – 2 contact units		T3-.../XZ	CI-K2H-T3-2 269462	1 off	
	3 - 4 contact units		T3-.../XZ	CI-K2H-T3-4 105859	1 off	
	5 contact units		T3-.../XZ	CI-K2H-T3-5 105860	1 off	
	1 – 2 contact units		T5B-.../E	CI-K4-T5B-2 207439	1 off	Converts T5-.../Z into T5-.../I5 and T5B-.../E into T5B-.../I4: Order AW-T5-... extension terminals in addition 1 contact unit = 2 contacts
	3 - 4 contact units		T5B-.../Z	CI-K4-T5B-4 207440	1 off	
	1 – 2 contact units		T5-.../Z	CI-K5-T5-2 207441	1 off	
	3 - 4 contact units		T5-.../Z	CI-K5-T5-4 207442	1 off	
	only available together with basic device		T0-.../I1	+I1H 105870	1 off	
	only available together with basic device		T3-.../I2 P1-.../I2	+I2H 105871	1 off	
Neutral terminals						
For connection of 5th conductor						
	CI-K2-PKZ0-...	K-CI-K1/2 207451		20 off		
	T5B-.../I4, CI-K4-T5B-... P3-.../I4 CI-K4	K-CI-K4 206916		20 off		
	T5-.../I5, CI-K5-T5-... P3-.../I5 CI-K, 100 A	K50/1 098573		10 off		
	T5-.../I5, CI-K5-T5-... P3-.../I5 CI-K5	K-CI-K5 218488		20 off		
Set of external fixing brackets						
						
	T5B-.../I4, T5-.../I5, P3-63/I4, P3-100/I5,	AB-CI-K4/5 206914		1 off	For fixing CI-K4 and CI-K5 directly to the wall. One set comprises 4 brackets.	
Set of extension terminals						
For retrofitting For cable connection in the enclosure						
	For the lowest contact unit	T5B-.../I4 T5-.../I5	AW-T5-1/2 032601	10 off	Included with T5B-.../I4 and T5-.../I5 as standard.	
	For the second contact unit from the bottom	T5-.../I5	AW-T5-3/4 032602	1 off	Included with T5B-.../I4 and T5-.../I5 as standard.	



	For use with	For use with	Terminal capacities flexible mm ²	Part no. Article no.	Price see price list	Std. pack
Accessories for CI-K small enclosures						
External fixing bracket kit To secure CI-K4 and CI-K5 directly on the wall. Each kit contains 4 brackets.						
	–	T5B-.../I4, T5-.../I5, P3-63/I4, P3-100/I5,		AB-CI-K4/5 206914		1 off
Mounting rail adapter, screw fixing To secure enclosure on mounting rails to IEC/EN 60715						
	CI-K1			TB-CI-K 206918		1 off
Blanking strips To blank off one space unit; cannot be removed from outside						
	CI-K2-80-A			VST1 211258		5 off
N terminals, PE terminals Can be screwed onto support bosses in enclosure base plate						
	CI-K2-PKZ0-... CI K1/2		1 – 4 mm ²	K-CI-K1/2 207451		20 off
Insulated individual terminals • With PE, N adhesive labels • For snap-fitting onto mounting rail						
	CI-K3		1 – 10 mm ²	K-CI-K3 206915		20 off
	CI-K4	T5B-.../I4, CI-K4-T5B-... P3-.../I4	1.5 – 16 mm ²	K-CI-K4 206916		20 off
	CI-K5	T5-.../I5, CI-K5-T5-... P3-.../I5	10 – 35 mm ²	K-CI-K5 218488		20 off
Protective covers for push-through cable membrane with CI-K1 (2) To cover the push-through cable membrane						
	CI-K1 (M20)			SK-CI-K1 226766		100 off
	CI-K1 (M25)			SK-CI-K2 226767		100 off

